

size:105*145mm

USER MANUAL

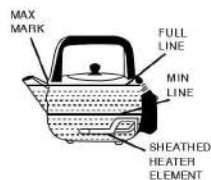


RM/270

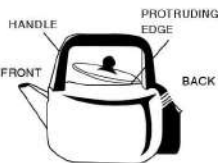
MADE IN CHINA

INSTRUCTIONS FOR USE


Don't fill water above the "Max Mark" or full line, otherwise water may overflow while boiling. Make sure that water level min is enough to cover the heater element.



Placed lid by slightly tilting down - ward the protruding edge of lid. Lift the front end first to remove the lid.



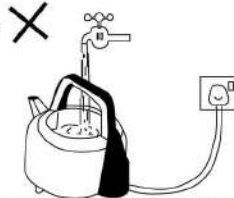
Connector must be fixed only after the lid is closed. To switch on, press the switch button before boiling.



The switch button will be automatically turn off when the water boiling.

CAUTION


1. Ensure these are enough water when plugged in. Don't ever tried to add or pour water when kettle switch on.



2. Don't switch on the kettle when empty.

3. Don't leave water inside the kettle, it may cause damage to the heater element. To ensure long life, the kettle must be always kept clean.

4. Don't immerse the kettle into the water



5. The kettle is intendel for boiling water only.

6. Don't switch on the kettle without lid

7. Don't tilting the kettle, water will leak from the steam Muffle. This is normal and does not indicate any malfunction. However, please don't make the kettle leak on purpose, it may cause the thermostat damage easily.



8. Don't try to repair kettle without knowledge. Please contact our authorised dealers directly for any necessary repairs.

HOW TO CLEAN & CARE

1. Unplug before cleaning
2. Use a soft damp cloth to wipe the kettle body.

IMPORTANT INSTRUCTION

Take special care Not to allow the kettle near with hot surfaces & gas burner. This appliance is not intended for use by person (including children) with reduced physical sensory or mental capabilities or lack of experience and knowledge, unless they have been given supervision or instruction concerning use of the appliance by a person responsible for their safety. Children should be supervised to ensure that they do not play with appliance. If supply cord damage, it must be replace by a special cord and get it directly from our authorized dealers.

SPECIFICATION

Capacity (Litres)	1.8 L
Power Supply (Volts)	230V/50Hz 1800W