



## Electronic insect Killer Instructions RM/280

The electronic insect killer utilizes the black light(ultra-violet rays) of the wave length, which is proven to be the most effective lure for light sensitive flying insects, such as flies, moths, mosquitoes, and other flying insects, These insects are electrocuted by the electric-ally-charge metal grids. No chemicals, no smell, no sprays, no mess, pollution free and harmless to humans and pets, It is ideal for using in houses, factories, food outlets, cold rooms, hospitals, and other places.


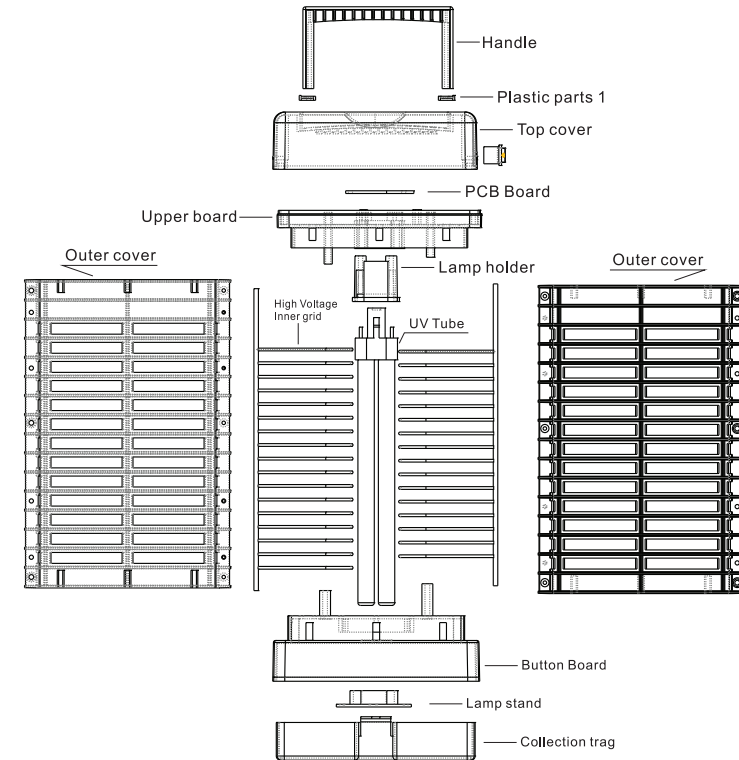
### WARNINGS:

- 1.High voltage! Disconnect power before repairing or cleaning
- 2.If the power cord is damaged, it must be replaced by the manufacturer or a qualified service engineer to avoid any risks to safety.
- 3.Never put metal objects inside grids while in operation.
- 4.This appliance is not intended for use by persons(including children) with reduced physical,Sensory or mental capabilities, or lack of experience and knowledge, unless they have been given supervision or instruction concerning use of the appliance by a person responsible for their safety. Children should be supervised to ensure that they do not play with the appliance.
5. Check the local voltage before operating.
- 6.The insect killer cannot be used in barns, stables or similar places.
- 7.Indoor use only.
- 8.Do not dispose of electrical appliances as unsorted municipal waste, use separate collection facilities.
- 9.Contact yourlocal government for information regarding the collection systems available.
- 10.If the electrical appliances are disposed of in landfills or dumps, hazarddous substances Can leak into the groundwater and get into the food chain,damaging your health and well-being.
- 11.When the appliances is not in use and before cleaning,unplug the appliance from the outlet.
12. please use the dry cloth to clean the enclosure of the appliance.
13. The appliance is to be kept out of reach of children.
14. The appliance is not to be used in locations where flammable vapour or explosive dust is likely to exist.


220V-240V/50Hz 12W




Dangerous voltage!



1. At the bottom of the insect killer, move the collection tray.



2. Make the two screws off with a screwdriver.



3. Pull the tube out gently and replace a new one.