

SPECIFICATION

Weight range: Min 3kg
 Max 150kg
Graduation: 0.1kg

CAUTION



Keep the scale
dry



Handle the scale
with care



Don't put it on
uneven floor or
carpet during
use.



Don't step on the
edge of the scale
in case of falling
down.



BATHROOM TALKING SCALE

RM/304



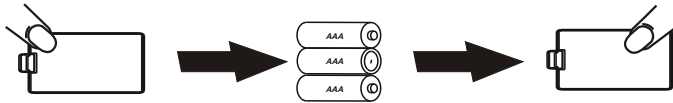
User Manual

ATTENTION

Thanks for choosing Ramtons RM/304 scale. To ensure a proper operation procedure, please carefully read through the instruction manual.


HOW TO OPERATE

1. Open the battery cover at the backside of the scale.
2. Insert 3 x AAA battery to the battery case with correct polarity. Then close the battery cover.



3. Place the scale on a hard and flat floor.
4. If there is a number other than 0.0kg displayed, please wait for about 10 seconds until it automatically turns off; if there is nothing on the screen, please go to the next step.
5. With your foot, firmly tap the scale until "8" displayed.



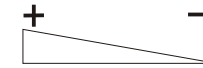
6. Important! Wait for "0.0" to be displayed, press the  button to select the language you want among DE/EN/GR/HR/ES



(The default language is DE)

HOW TO OPERATE

7. press the button to adjust the volume.



8. Step on the scale (the display will flicker) and stand still, your weight measurement will be displayed and spoken out.



10. Step off the scale, when "0.0" appear you can measure again.

Note: The scale will turn off automatically within 10 seconds after "0.0" appear if no operation.

TROUBLESHOOTING GUIDE

If you experience any difficulty in use of the scale:

1. Check and ensure the battery is correctly installed according to their polarity.
2. Ensure you have selected the weight unit between kg/lb.
3. Ensure the scale is on a hard and flat floor without touching against a wall.
4. Do not step on the scale until it displays "0.0".
5. If low battery voltage indication, replace with new batteries.



Low battery voltage

6. If overload indication, step off the scale in case of possible damage to the product unit.



Weight overload